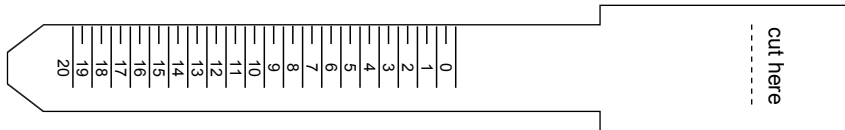




New Memorials Direct

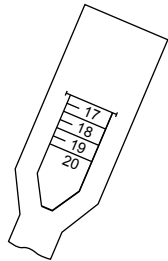
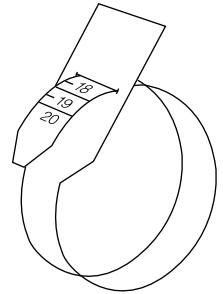
www.newmemorialsdirect.com | 1-877-995-8767

Ring Sizer

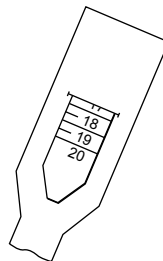


To use our Ring Sizer, follow these steps:

1. Print it—make sure to uncheck the “fit to page” option on your print command screen.
2. Cut out the sizer.
3. Make a slot in the sizer by cutting along the dotted line.
4. Roll the sizer into a circle with the numbers on the outside.
5. Insert the end of the tab into the slot.
6. Place the sizer around your finger and pull the tab through the slot until the paper is snug around your finger.
7. Read your finger size on the scale.



In this example,
the ring size is **17**



In this example,
the ring size is **17½**